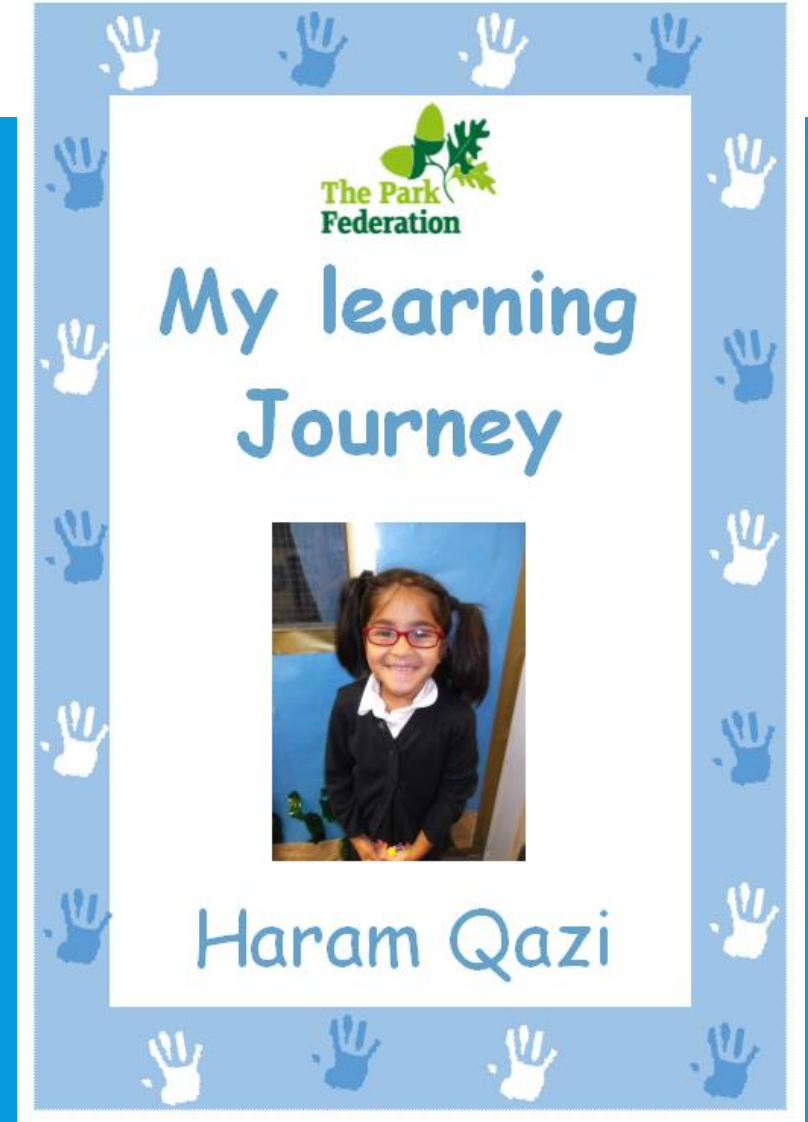


LEARNING JOURNEY

3rd October 2017

WHAT IS A LEARNING JOURNEY?

- Records observations of your child at school.
- Teachers use the observations when assessing your child.
- At the end of the year parents will receive a copy of their child's learning journey.



LEARNING JOURNEY - SPLIT INTO THE 7 AREAS OF LEARNING

The three prime areas:

Personal, social and emotional development

Physical Development

Communication and Language

And the four specific areas:

Literacy

Mathematics

Understanding of the World

Expressive Arts and Design

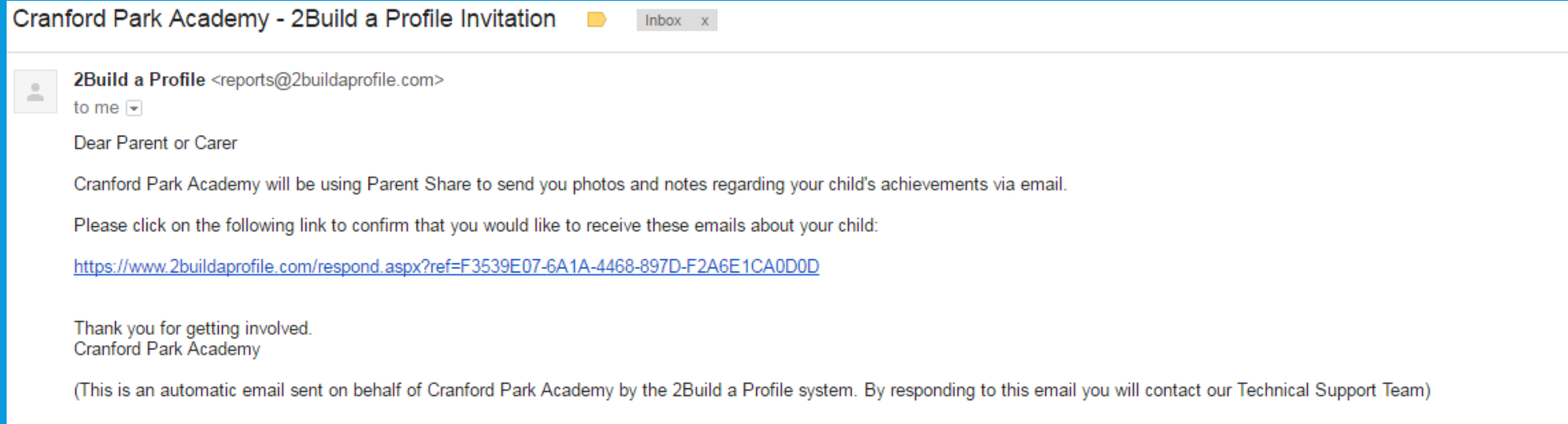
PARENTAL INVOLVEMENT

- We want parents to be involved.
- Parents see aspects of their children that teachers may not see.
- Children may do things at home which they don't in school.
- We want a full picture of each child when assessing them.

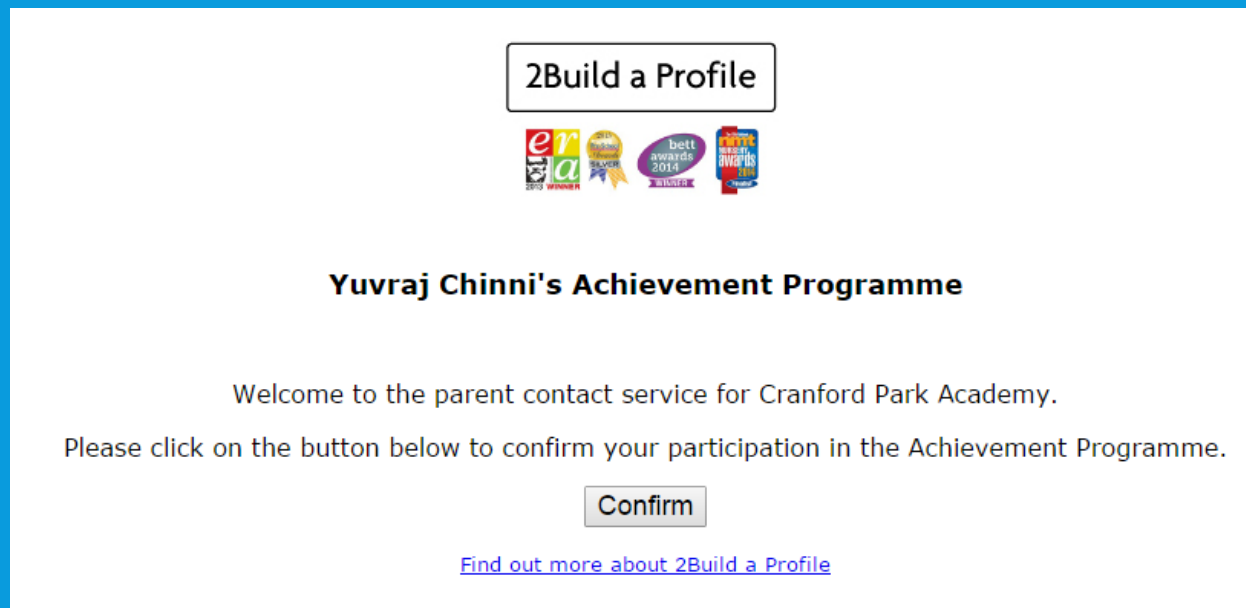
E-MAIL

- The way parents can share observations (photos, notes or videos) is via e-mail.
- If you don't have e-mail/ internet please use the 'Did you know' slips available from your child's class teacher, as we want all to be involved.
- If you haven't given your e-mail address to your child's teacher please fill out a slip before you leave today.

You will receive an e-mail with a link to click on to activate your e-mail address and link it with your child's learning journey.



The link will take you to another webpage, where you need to click on the button to confirm that you want to participate.



OBSERVATIONS

- You will then receive a report regarding your child via e-mail.
- Your e-mail address, and only this e-mail address, can then be used to send photos, notes or videos about what your child does at home.
- All that you do is send an e-mail from your linked account to the e-mail address which your child's report was sent from.
- Every child will have a different e-mail address.

OBSERVATIONS - EXAMPLES

- Please also see observation sheet given in welcome packs at the beginning of the year.
- If you see your child doing any of these things in the 7 areas the please send it to us.

Personal, Social and Emotional Development

- Trying new activities with enthusiasm
- Playing co-operatively with others
- Talking about how we behave in different situations, and about how we show feelings

Physical Development

- Moving in a range of ways
- Handling tricky tools effectively, such as scissors or tweezers
- Talking about ways to keep healthy and safe
- Dressing themselves independently

Communication and Language

- Following complicated instructions
- Answering 'how' and 'why' questions about their experiences and in response to stories or events.
- Using past, present and future forms correctly when speaking
- Developing own stories and ideas

Reading

- Using phonic knowledge to decode regular words and read them aloud accurately. They also read some common irregular words.
- Demonstrating understanding when talking with others about what they have read.

Writing

- Using their phonic knowledge to write words in ways which match their spoken sounds.
- Writing some irregular common words.
- Any examples of your child's mark making!!

Mathematics

- Saying which number is one more or one less than a given number.
- Using quantities and objects, conducting simple addition and subtraction exercises.
- Solving problems, including doubling, halving and sharing.
- Using everyday language to talk about size, weight, capacity, position, distance, time and money to compare quantities and objects and to solve problems.
- Recognising, creating and describing patterns.
- Exploring characteristics of everyday objects and shapes and use mathematical language to describe them.

Understanding of the World

- Knowing about family traditions and routines and that these might be different from others'.
- Talking about the features of their own immediate environment and how environments might vary from one another.
- Making observations of animals and plants and explain why some things occur, and talk about changes.
- Recognising that a range of technology is used in places such as homes and schools. They select and use technology for particular purposes.

Expressive Arts and Design

- Safely using and exploring a variety of materials, tools and techniques, experimenting with colour, design, texture, form and function.
- Making their own songs or dances.
- Please send us examples of your child's art work or examples of stories that they made up as they played.

QUESTIONS OR HELP?

- If you have any questions or need help please stay and speak to us.
- You can also ask your child's class teacher at the end of the school day.
- Thank you for your support.